



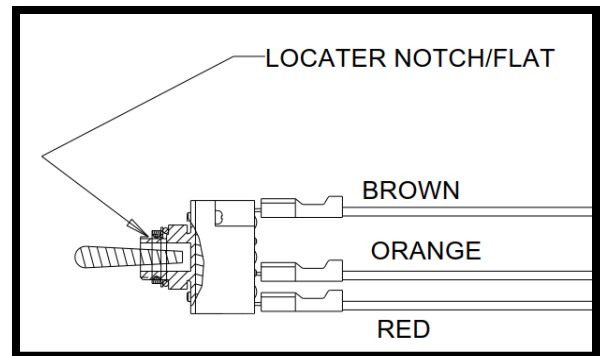
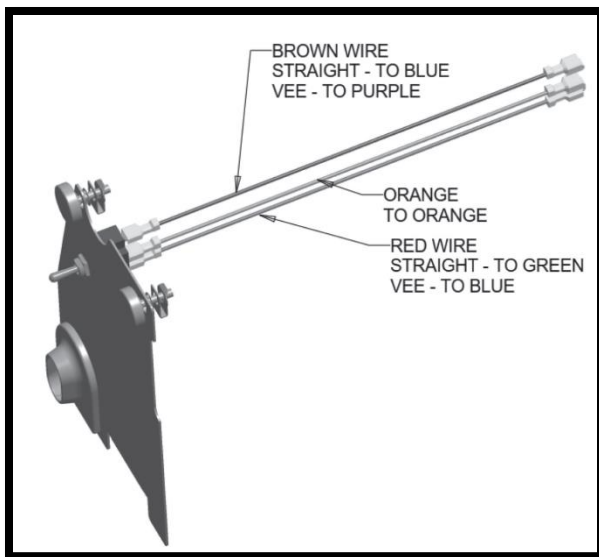
QUICK REFERENCE 16-QR1 RapidLink Jack Switch Wiring Reference

APPLIES TO: All Rapidlink Plows

JACK SWITCH

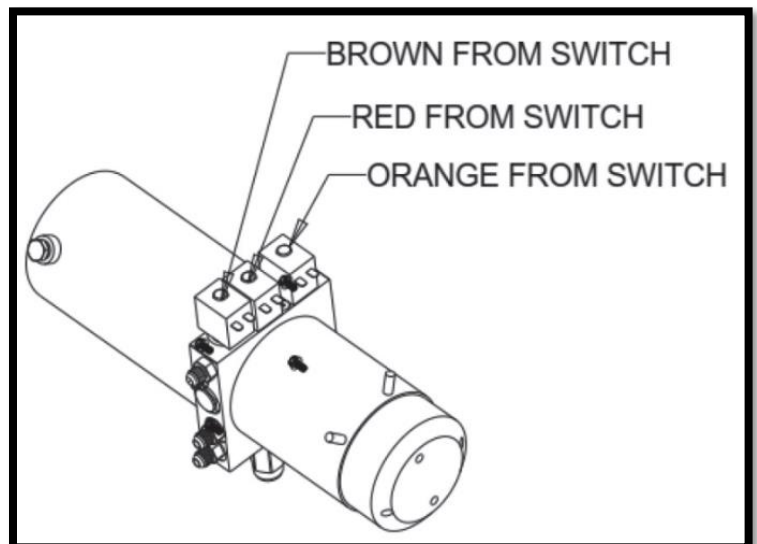
The 3039095 jack switch is used on every RapidLink plow. The BROWN wire should be on the top, RED on the bottom. The wires have "piggyback" quick connects where they interface with the plow. If you are replacing your switch, or just discover that it has become disconnected or damaged you can use the below to ensure its properly reconnected.

In mount mode, the ORANGE wire should be +12V, and the switch is used to connect that power to either the LIFT or LOWER valve on the plow.



STRAIGHT BLADE (MD/HD/EX/TE)

- | | | |
|--------|---|---------------|
| BROWN | → | SA DROP/BLUE |
| ORANGE | → | ANGLE/ORANGE |
| RED | → | SB LIFT/GREEN |

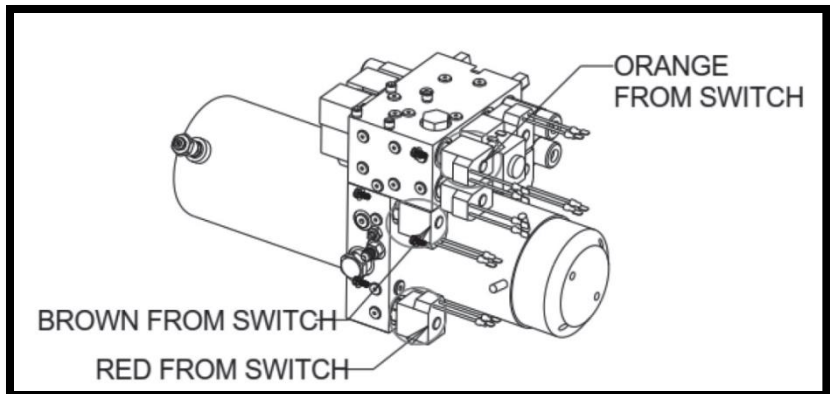




QUICK REFERENCE 16-QR1 RapidLink Jack Switch Wiring Reference

VEE BLADE (VMX/VMD/VXF/VXX)

- BROWN → S1B DROP/PURPLE
- ORANGE → S3A/ORANGE
- RED → S1A LIFT/BLUE



XP BLADE (XP)

- BROWN → S1B DROP/PURPLE
- ORANGE → S4/BLUE
- RED → S1A LIFT/BLUE

